

Lesson 1: God knows what is best for me.

Main Idea: I can be patient. God keeps his promises.

Lesson Snapshot:

Opening (10 minutes): Birthday presents for Baby

Bible time (20 minutes): Abraham, excerpts from Genesis 12-21

Pray (5 minutes): Confess our lack of patience

Key Verse (5 minutes): Ephesians 4:2 "Be patient, bearing with one another in love."

Game (5-10 minutes): Does God promise?

Materials: paper, pencils/crayons, pictures of presents

Opening:

Print pictures at the end of the lesson or cut pictures from magazines (you can have them sort pictures at their tables or as a big group). It's baby's birthday! Which gifts are just right for a baby and which are not? Why? What if the baby reeeeeeally wanted hot coffee? Should we let her play with it? Why not.

We picked out some good gifts for baby. But some gifts would not be good for a baby. Does that mean they aren't good gifts? Why should the baby have to wait?

Who gives you good gifts?

God had some good gifts to give to a man named Abraham but Abraham had to show patience. Let's read his story in the Bible.

Bible time:

Have students divide a paper into 4 sections. After reading each of the Bible passages, give students time to draw what they heard. If needed, prompt them with suggestions of what to draw or draw an example on the white board.

Read Genesis 12:1-5.

- How old was Abraham? (75 years old)
- What did God tell Abraham to do? (Go to a land I will show you)
- Did God tell Abraham where he was supposed to go? How did he know where he would be moving to? (he had to trust God, go, and wait for God to tell/show him)
- What did Abraham do?
- What if God asked you to leave your home? Do you think it would have been easy or hard to do what God asked? Why do you say that? What would make it easy? What would make it hard?
- What if you didn't know where you were going? Would that change things? Would it be hard to wait for the instructions?

God led Abraham to Canaan. One day God spoke to Abraham again.

Read Genesis 15:5-6.



- What did God promise Abraham? (a BIG family! Trying to count the number of people in Abraham's family would be like trying to count the number of stars in the sky)
- Did Abraham think God would keep his promise? How do you know? (the Bible tells us Abraham believed what God said)
- Have you ever looked at the sky at night and tried to count the stars? How many stars do you think there are?
- How long do you think it would take for Abraham to have that many people in his family?
- Abraham knew it would take a long time and that he would have to be patient, but he wasn't just waiting for a lot of kids. He and his wife did not have any kids and they were very old.

Read Genesis 18:10-14

- What did God promise? (Abraham would have a son)
- How long would Abraham have to be patient and wait? (one year)
- What is something that you have had to wait for? (tell the person next to you)
- How long did you have to wait for it? How did you feel?

Read Genesis 21:1-5

- How old was Abraham when Isaac was born? (100 years old-he waited 25 years from the first promise)
- Do you think it was easy for Abraham to be patient and wait?
- What do you think helped Abraham be patient?
- God promised that Abraham would have as many children as there are stars in the sky. Has God kept his promise? (Abraham's children became people called Israelites and later called Jews. There are many Jewish people and they are still more being born. Does that number sound like a number that is too many to count?)

Small Group Application:

- What does it mean to be patient?
- Have you ever had to wait for something that was promised to you? (Option-draw a picture on the back of your paper and share)
- Was it easy or hard to be patient?
- Does it make it easier to wait if you trust the person making the promise?
- Did you know that God has made promises to you and me? Do you trust God to do what He says he will do? Why or why not?
- Does it matter that God has never broken any of his promises? God promised He would send His son to save us, and He did! God also promises that if you ask Him to forgive you, He will.
- Knowing that, how does that make you feel about God's promises? Does it matter that you might have to wait and be patient to receive some of God's promises?
- Optional: Why do you sometimes have to wait for something that is promised to you? Would it make any difference if you got it right away instead of waiting?

Pray:

Thank you God for how you love us and take care of us. You have promised us many things, some which we can have right now, but some things we will have to wait for. But we know you always keep your promises so help us to remember that and to trust and wait patiently. Thank you, Lord. Amen.

Key Verse:

Ephesians 4:2 "Be patient, bearing with one another in love."

- What does the word "bearing" mean?
- When do you have to be patient and put up with someone else?
- How do you show love by being patient?
- What are some ways you can be loving and show patience?

IF TIME ALLOWS:**Game:**

Does God promise?

Have students stand up when they hear something that God really promises and sit down when they hear something that God does not promise.

For example, ask the students, "Does God promise to give you as many cupcakes as you want?" "Does God promise to love you?" "Does God promise to give you a pet hedgehog for your birthday?" "Does God promise to forgive you when you confess the wrong things you've done?" etc.

Here are some promises quoted in the Bible:

- Deuteronomy 31:8 (He will never leave you or give up on you)
- James 1:5 (if you ask, He will give you wisdom)
- 1 Corinthians 10:13 (He will not give you a temptation that you cannot handle with His help)
- Acts 16:31 (salvation)
- 1 John 1:9 (if you ask, He will forgive your sins)
- John 14:26 (He gives you the Holy Spirit to help and teach you)
- John 10:28 (if you are a part of His family, nothing can take that away from you)
- 1 John 2:25 (eternal life)
- John 14:3 (Jesus is coming someday to take you to a place He has prepared for you-in heaven)

Craft:

Just like a caterpillar should not become a butterfly before its time, sometimes we need to be patient and wait for God's perfect timing. Talk about patience in nature as you draw pictures of caterpillars and butterflies. If you would like to make a craft, here is a suggestion. Go to <https://www.daniellesplace.com/html/caterpillarcrafts.html> for directions.




Caterpillar changing to Butterfly Craft



Extras:

- Play "Every Valley (It's Hard to Wait)" from Rain for Roots.
<https://rainforroots.bandcamp.com/track/every-valley-its-hard-to-wait>
- Play "Patience" song from Music Machine. <https://www.youtube.com/watch?v=9kn6Z2Mop5I>

Presents for Baby?

I can be patient.
God keeps his promises.

Lesson 2: God is Patient with me

Lesson Snapshot:

Opening (5-10 minutes): When is it good to wait?

Bible (20 minutes): Jonah, act it out.

Small Group (5-10 minutes): Application and Prayer

Key Verse (5 minutes): Ephesians 4:2. White board

Game (5 minutes): Have you ever?

Materials: pictures for “When is it good to wait?”, props to act out Jonah

Opening:

When is it good to have patience?

In small groups, give each child a picture or a scenario. What would happen if they wait and what would happen if they don’t wait. (waiting for your meat to cook, waiting for Christmas, waiting until you’re tall enough and old enough to drive, waiting for a red light, waiting you’re fishing, waiting for hot chocolate to cool, etc.) Imagine with the kids if someone was absolutely unable to wait. What might happen?

Bible Time:

Jonah

Options:

1. Read from the Bible as you act it out. (Jonah 1:1-17; 2:1-2, 10; 3:1-3, 10-*you might want to type it out for easier reading*)
2. Read from a story Bible (like Jesus Storybook Bible) as you act it out.
3. Read the story and put in wrong words for the kids to correct.

You can bring props to make the story fun, things like: tuna fish, glass of water, eye patch for captain, flash light for in the belly of the whale, blanket and get under the table or chairs, cell phone when God gives Jonah the message. You can have all the student do specific actions (run in place, hide under the table, etc.) as you read/tell the story, or you can select a few students to help you act out the story. Use your imagination!

Questions to help us think

1. What did God ask Jonah to do? (Go to Nineveh)
2. What did Jonah do? (Ran away from God, the opposite direction)
3. Why didn’t God give up on Jonah and get someone else to go to Nineveh? (God does not give up on people. He waited for Jonah to obey.)
4. While God waited patiently for Jonah to obey, what happened to Jonah? (storm, thrown overboard, fish swallowed Jonah)
5. How was Jonah inside the fish? (3 days) Why didn’t he do anything? (maybe thought he was going to die, didn’t know what to do, waiting to see what would happen)
6. Jonah finally prayed to God. Was God angry at Jonah? Annoyed? What did God do? (He saved Jonah and gave him another chance to do the right thing.)
7. Why did God want Jonah to go to Nineveh? (So the people of Nineveh would repent—admit the wrong things they were doing, and turn to God. Jonah 3:10)

8. God saved 3 groups of people in this story—the sailors, the Ninevites, and Jonah. Who was the quickest to turn to God? Who did God have to wait the longest for? (Jonah)
9. Why do you think God was patient Jonah?

Small Group Application:

- When you do something wrong, how long does it take for you to admit it? Does it take 3 days like Jonah?
- Is it easy or hard to admit when you have done wrong? Why?
- How do the people you have wronged respond when you say you are sorry?
- How does God respond to you? Let's look at 1 John 1:9- If we confess our sins, he is faithful and just and will forgive us our sins and purify us from all unrighteousness.
- What does that mean? (If we are truly sorry for what we have done, God promises he will forgive us. Not only that, He will "wipe the slate clean".)

Prayer:

In small groups:

"Thank you, God, for your patience toward us. All of us have done wrong things and sinned. We want to quietly tell you sorry. God, I was wrong when I (let the kids quietly fill in the blank). Thank you for your promise to always forgive us. Help us to live our lives in a way that makes you happy. In Jesus' name, Amen."

Key Verse:

Ephesians 4:2 "Be patient, bearing with one another in love."

How did God "bear with" Jonah? How did He show He loved Jonah?

Write the verse on the board. Say it altogether. Erase 1 word at a time and say the verse again, until the class can say the complete verse.

IF TIME ALLOWS:**Craft:**

God showed patience with Jonah. Make this game and show patience as you try to get Jonah into the whale's mouth. Directions can be found at <https://meaningfulmama.com/jonah-whale-craft-teaches-lesson-obedience.html> (note: you might want to use something else than a balloon filled with flour.)

**Game:**

Have you ever? Ask students "have you ever" questions. For each time students *have* done something, have them hold up 1 finger. The first to have 5 fingers, gets a high five (or a small reward-candy or a sticker). Connect the questions back to the lesson. Play several times if students are interested.

- Have you ever been on a boat?
- Have you ever been swallowed by a fish?

- Have you ever told your parents “no”?
- Have you ever been in the ocean?
- Have you ever hidden or run away instead of doing what you were supposed to do?
- Have you ever gone to a country besides the United States?
- Have you ever said sorry for something you’ve done wrong?
- Have you ever been thrown off a boat?
- Have you ever asked God for help?
- Have you ever told someone about God?

Extras:

- Play “Every Valley (It’s Hard to Wait) from Rain for Roots.
<https://rainforroots.bandcamp.com/track/every-valley-its-hard-to-wait>
- Play “Patience” song from Music Machine. <https://www.youtube.com/watch?v=9kn6Z2Mop5I>
- Coloring

When is it Good to Wait?



Lesson 3: Be Patient with Others

Main Idea: Be patient with others. God is patient with me.

Lesson Snapshot:

Opening (10 minutes): Teach the teacher or Kids Game show clip.

Bible Time (20 minutes): The Unmerciful Servant, Matthew 18:21-34

Small Group (10 minutes): Application and Prayer

Key Verse (5 minutes): Ephesians 4:2. Silly voices.

Game (5 minutes): Quiet Game. Staring contests.

Extras

Materials:

Props for king and 2 servants, play money or pictures of money (available from Resource Center if you ask in advance)

Bread, knife, butter, jelly, paper plate (for Teach the Teacher option)

Youtube clip and cords to connect device to TV (HDMI cords can also be requested from the Resource room. Make sure you know what size you need.)

Opening:

Option 1: Teach the Teacher.

Let's try something called "Teaching the Teacher". (You will need a bag with ingredients and utensils to make something simple like a butter and jelly sandwich. Choose a volunteer to give you verbal instructions to make the sandwich. The twist is that you must obey the instructions literally. For example, if they tell you to put butter on the bread but don't tell you to take items out of the bag, you will stack butter on top of a loaf of bread. They might tell you to take a piece of bread but forget to tell you to take it out of the bag. Will they remember to tell you to use a knife or to open the jelly jar?

- How successful was the one giving the instructions?
- What was hard about this activity?
- If you were giving the instructions, how did you feel? How about the one trying to follow the instructions?
- What could have been done to make this more successful?

Option 2:

Watch Youtube clip from HiHo kids. "We Challenged Kids to Stay Completely Still"

<https://www.youtube.com/watch?v=Q8LE2yyN1is>

Talk about it.

- What was hard about this game?
- What would have tempted you to move?
- What could you do while you wait to make it easier?

Bible Time:

Prepare the students to understand the Bible story by telling them this story

One rainy afternoon, Jane's mom let her borrow her special set of crayons. This was a very special set of crayons. There were all kinds of them—glittery, metallic, neon, scented, iridescent—and there were so many colors—over 100 colors. Jane was having a grand time, coloring away with her Mom's special crayons. It was a great way to spend a rainy afternoon. Towards the end of the afternoon, Jane's mom asked her to put the crayons

away carefully so she didn't lose any of them. Jane didn't want to stop coloring, so she begged her mom, "Can I please keep coloring? I'll return the crayons to you tonight. I promise!" Jane's mom thought about it, smiled, and said, "Sure, sweetie. I trust you to return them to me."

Soon, Jane's brother Bill came to join her. He had been playing Legos, but he was getting bored. He asked, "Whatcha doin'?"

Jane mumbled, "Coloring."

"Can I color, too?"

"I suppose."

"Can I borrow your crayons?"

"Where are yours?"

"I don't know."

"Well, go look for them."

"Oh, come on, Jane! Can't I just use yours?"

Now Jane's crayons were not like her mom's crayons. They were leftovers from when she was in preschool. Some of them were broken. The paper wrappings were coming off. She didn't know where the purple crayon had gone, and she only had about five and half crayons altogether.

"Ok, ok. Go ahead and use them. But don't lose any! And I want them back in 5 minutes!"

Exactly five minutes later, Jane glared at Bill and said, "Ok, I let you use my crayons. Now give them back."

"I'm in the middle of coloring my giraffe. Can you wait a few minutes?" Bill asked.

"No, I want them back now!" screamed Jane.

Bill and Jane's mother had been watching the whole time. She walked over to Jane....

What do you think should happen next?

Read Matthew 18:21-34.

Choose 3 students to help act out the Bible story. (king, 2 servants) As you read, have students repeat short phrases, beg for mercy, etc.

Questions:

Observe:

- Who asked someone to be patient with them? (two servants who owed money)
- Why should the other person be patient? (they didn't have the money needed to pay what they owed)
- Which person was patient? (the king) How did the king show patience? (gave the servant more time to pay)
- Who wasn't patient? (the first servant) What showed you he wasn't patient? (had the other servant put in jail)
- Who owed more money, servant #1 or servant #2? (servant 1)

Interpret:

- What should the first servant have done to the servant who owed him money? (showed patience)
- Why should he have shown patience? Wasn't it right to want to be paid back? (he owed the king a lot more money yet the king was going to be patient with him)

- How do you think the first servant felt when the king said he would be patient and wait for the money to be paid back? (relieved, felt king was showing kindness)
- Why do you think he didn't want to "share" this feeling with the second servant?

Small Group Application:

- Can you think about a time when you made a mistake and someone was patient with you? Why do you think they showed you patience?
- When is it hard for you to be patient?
- With whom do you get impatient? Why? *Do you expect something different from others than you expect from yourself?*
- How is God patient with you? Why do you think God is patient with you?
- When you are impatient, what should you do?
- What are you doing for the other person when you are patient with them? (showing love- remember our key verse)
- How can you practice patience when you feel impatient?

Key Verse:

Ephesians 4:2 "Be patient, bearing with one another in love."

Practice saying the verse in silly voices. i.e. like a robot, whispering, shouting, like a sheep

Prayer:

Thank God for being patient with us. Confess our impatience. Ask God to help us be patient. Pray specifically for the times and people that students mentioned.

IF TIME ALLOWS:**Game:**

Play the quiet game. See who can be quiet the longest.

Staring contests. Who can look into someone else's eyes without blinking?

Craft:

It takes patience to put a puzzle together. Put a puzzle together as a small group or make a heart using puzzle pieces to remind you that using patience shows love.

You can glue the puzzle pieces to a heart shaped "frame" or glue them to a piece of paper in a heart shape.

**Extras:**

- Play "Every Valley (It's Hard to Wait)" from Rain for Roots.
<https://rainforroots.bandcamp.com/track/every-valley-its-hard-to-wait>
- Play "Patience" song from Music Machine. <https://www.youtube.com/watch?v=9kn6Z2Mop5I>
- Coloring



Lesson 4: Patience is an action

Lesson Snapshot:

Opening (5-10 minutes): The Marshmallow Experiment Waiting Game

Bible Time (15 minutes): Noah

Small Group (5-10 minutes): Application and Prayer

Game: (10 minutes): Role play

Key Verse: (5 minutes)

Extras

Materials: small treats (marshmallows, M&Ms, Tootsie Rolls, Starbursts, etc.), several rubber ducks or other objects the students can pass around

Opening:

Option 1: Waiting game.

Place one treat in front of each student. If they wait 1 minute before eating it, they can have a second. If they don't wait, they will only get one. If you have time, try this experiment again, but give the students something to do while they wait (sing, color, answer questions about themselves, etc.).

- What made it hard to wait?
- What made it easier to wait?

Option 2: Show video clip of The Marshmallow Experiment:

https://www.youtube.com/watch?v=QX_oy9614HQ

Bible Time:

Today's Bible story goes through several passages in order to tell the story. If you want, you can give the students a visual of how many Bible passages you'll read. Give each student 7 M&Ms or mini-marshmallows. Each time you read a Bible passage/verse, have them eat one.

Read Genesis 6:9-13

- Who is this story about? (Noah)
- What was Noah like? (righteous-he did what was right, walked with God)
- What is the problem? (the earth was very bad, people were very wicked and there was a lot of sin)
- The next day God flooded the earth. The end. Is that how the story goes? What happens next? *[God told Noah to build a big boat. Not just any big boat. This boat was to be about 1 ½ football fields long, over a city block wide, and about 4 stories tall. It was to carry Noah, his family, at least two of every creature on earth (7 pairs of clean animals and birds), and food to feed them all. Some people estimate it took him 50-75 years to build the ark.]*

Read Genesis 7:6-10.

- They got on the ark. The earth flooded, and then they went home that same night. The End. Is that how the story goes?
- How old was Noah when they got on the boat? (600 years old)
- How long did they stay on the ark before it started raining? (7 days)
- What do you think they did while they waited for the rain to start? What do you think they thought?

- What if Noah decided not to wait? What if he had gotten off the ark?

Read Genesis 7:11-12

- How long did it rain? (40 days and nights)
- If it started raining today, what would be happening when it stopped raining 40 days later? (Example: We would have celebrated Halloween and Thanksgiving. It would almost be Christmas!)
- What do you think it sounded like on the ark? Smelled like?
- What do you think Noah and his family did while it was raining? What do you have to do to take care of animals and a family?
- After 40 days, Noah and his family got off the ark. The end. Is that how the story goes?

Read Genesis 7:24

- How long did water cover the earth? (150 days, over 5 months)
- What do you think Noah and his family did while they waited for the water to go down? Did they stop needing to take care of the animals and their family?
- What would have happened if Noah had gotten off the ark instead of waiting?

Read Genesis 8:4

- What happened? (The ark stopped on a mountain.)
- Then they got off the ark? No! They had to wait even longer!

Read Genesis 8:6-12

- What did Noah do? (sent out birds)
- Why? (to see if they could find land to live on)
- What would have happened if Noah had gotten off the ark instead of sending out birds to test the land?

Read Genesis 8:13-16

- Now what did Noah have to wait for?
- How old was Noah when he got on the ark? (600) How old was Noah when he got off the ark? (601)
- How long did Noah and his family stay on the ark? (1 year)

Small Group Application:

- What is something you have had to wait a long time for? How do you feel when you are waiting? (How do you feel waiting for Christmas, for a birthday celebration, or a vacation you are looking forward to?)
- Noah had to wait a long time. What do you think it was like for him? Why did he have to wait?
- What do you think Noah did while he waited? (took care of the animals, spent time with his family, talked to God, cleaned the ark)
- When you are waiting for something, why does it sometimes seem like you are waiting for a long time? (If you watch a clock, it seems like time moves very slowly, but when you are involved in doing something else, time moves very fast.)
- What can you do while you wait to help you be patient? (have the kids come up with practical activities they can do the next time they have to be patient and wait)

Key Verse:

Ephesians 4:2 "Be patient, bearing with one another in love."

Pass the duck. Group students into fours. Each student says one word of the verse while holding a rubber duck (or other object), then passes the duck to the next student who says the next word in the verse until the group has completed the entire verse. After a round of practice, have the groups race.

Prayer:

Give students the opportunity to pray for each other, asking especially for help being patient.

IF TIME ALLOWS:**Craft:**

Idea jar/envelope. Write down ideas of things you can do when you need to be patient. Next time you find yourself losing patience, pull out an idea and do it!

Role Play Game:

Ask 2 students to act out their response to a situation. One student will act out a patient response. The other student will act out "impatience." Then ask for 2 more volunteers. Act out scenarios until kids start to lose interest. Prompt the "patient" student to not just wait, but do something to help them wait.

Situations:

- Waiting in the waiting room at the doctor's office. The doctor is late.
- You're hungry, but supper won't be ready for 30 more minutes.
- Your brother is using the computer/tablet, but it's your turn.
- Your sister is playing with the toy you want to play with.
- Your friend is coming over to play in 15 minutes.
- It's time to go to your friend's house, but your parents aren't ready to go yet.
- You're riding in the car.
- Someone else is using the bathroom, but you really need to go to the bathroom.
- It's bedtime and you can't fall asleep.
- You're reading a really good book, and you want to know the ending.
- Your dad just made brownies, and they smell really good.

Extras:

- Play "Every Valley (It's Hard to Wait) from Rain for Roots.
<https://rainforroots.bandcamp.com/track/every-valley-its-hard-to-wait>
- Play "Patience" song from Music Machine. <https://www.youtube.com/watch?v=9kn6Z2Mop5I>
- Coloring